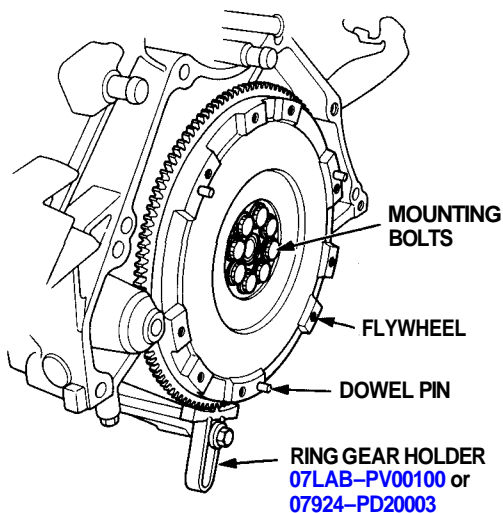


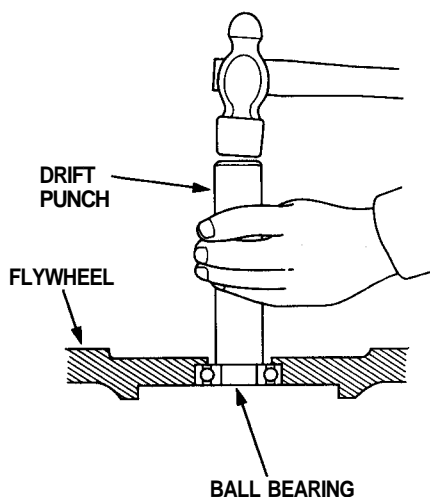


Replacement

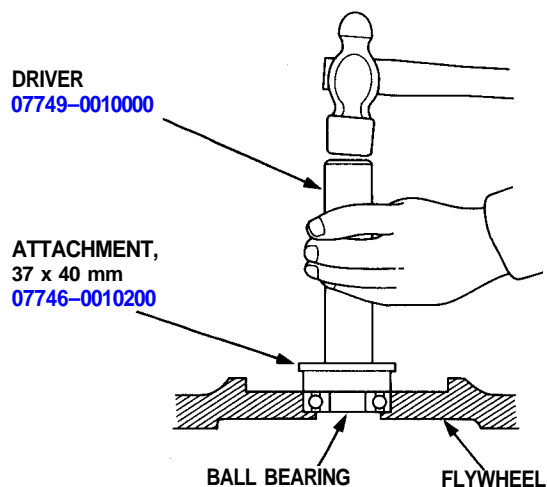
1. Install the special tool as shown.
2. Remove the flywheel mounting bolts in a crisscross pattern in several steps, and remove the flywheel.



3. Remove the ball bearing from the flywheel.



4. Drive the new ball bearing into the flywheel using the special tools as shown.



5. Align the hole in the flywheel with the crankshaft dowel pin, and install the flywheel. Install the mounting bolts finger-tight.
6. Install the special tool, then torque the flywheel mounting bolts in a crisscross pattern in several steps as shown.

